

Scaled data based on original data using
LM-79-08 Approved Method: Electrical and Photometric Measurements of Solid-
State Lighting Products

Test Report Prepared for
Cooper Lighting Solutions
(formerly Eaton)

Brand: STREETWORKS

Report Number: P452104

Luminaire Tested: **GLAN-SA3A-740-U-5MQ**

Issue Date: 1/4/2021

Test Information

Test Method: LM-79-08
Report Number: P452104
TEST IS SCALED FROM IESNA LM-79-08 TEST DATA (G3-2011-042-2)
Test Lab: INNOVATION CENTER
Issue Date: 1/4/2021
Manufacturer: COOPER LIGHTING SOLUTIONS (FORMERLY EATON)
Product Line: STREETWORKS
Catalog Number: GLAN-SA3A-740-U-5MQ
Description: GALLEON AREA AND ROADWAY LUMINAIRE
(3) 70 CRI, 4000K, 615mA LIGHTSQUARES WITH 16 LEDS EACH AND TYPE V MEDIUM OPTICS
Light Source: -
Ballast/Driver: ELECTRONIC DRIVER

Summary

Lumens per Lamp: N/A
Luminaire Lumens: 14318 lumens
Efficiency: N/A
Efficacy: 154.0 lumens/watt
Luminous Opening: Rectangular (W 1' x L: 1' x H: 0')
IES Classification: Type V - Short
BUG Rating: B4 - U0 - G2

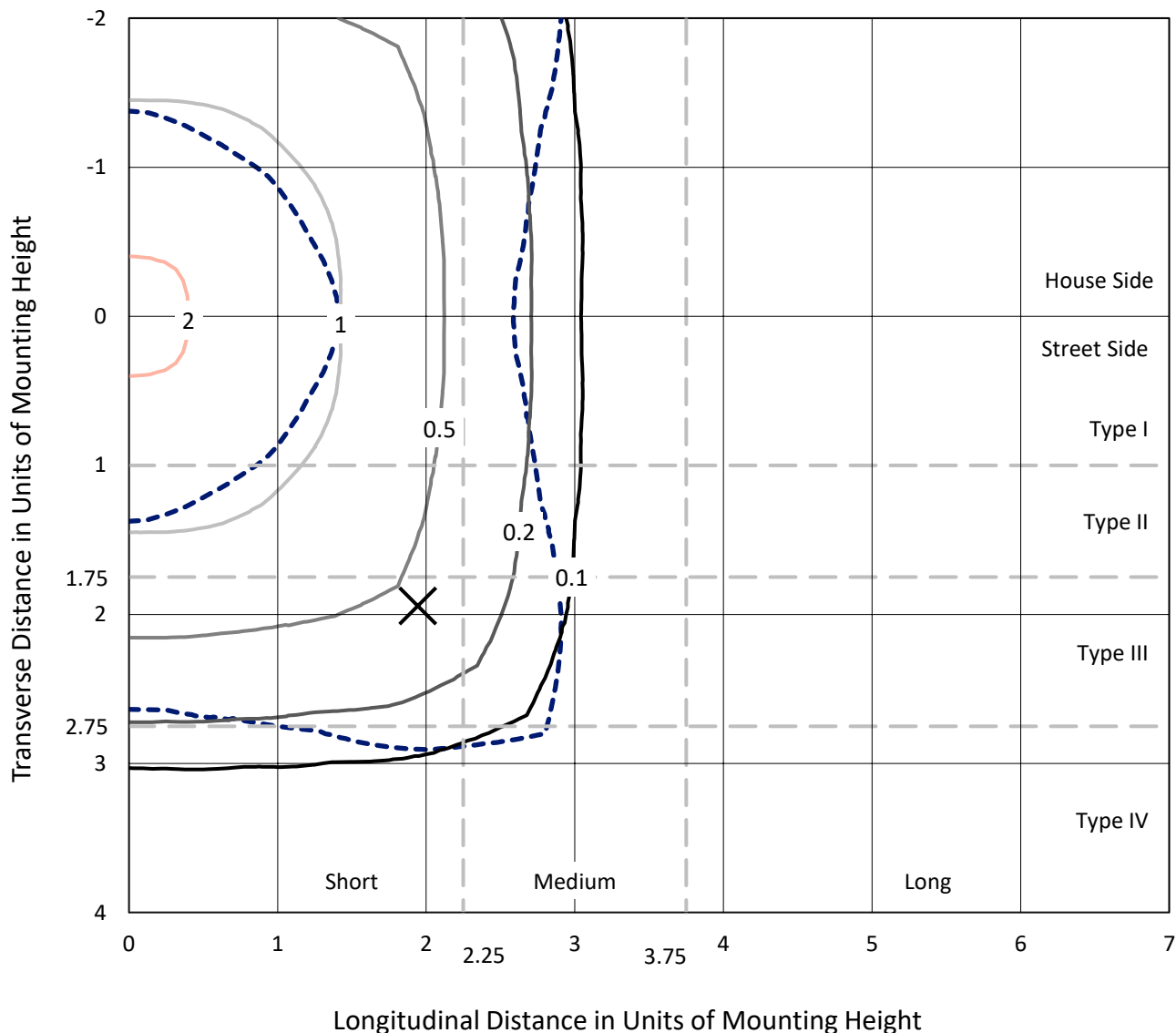
Input Watts (W): 93
Input Voltage (V): NR
Input Current (A_{in}): NR
Voltage Rise (V): NR
Power Factor: NR
Total Harmonic Distortion (THDi): NR
Frequency (hertz): 60
Stabilization Time: NR
Operation Time: NR
Ambient Temperature (°C): NR
Test Distance: 24 FT



REPORT NUMBER: P452104
 CATALOG NUMBER: GLAN-SA3A-740-U-5MQ

Iso-Footcandle Lines of Horizontal Illumination

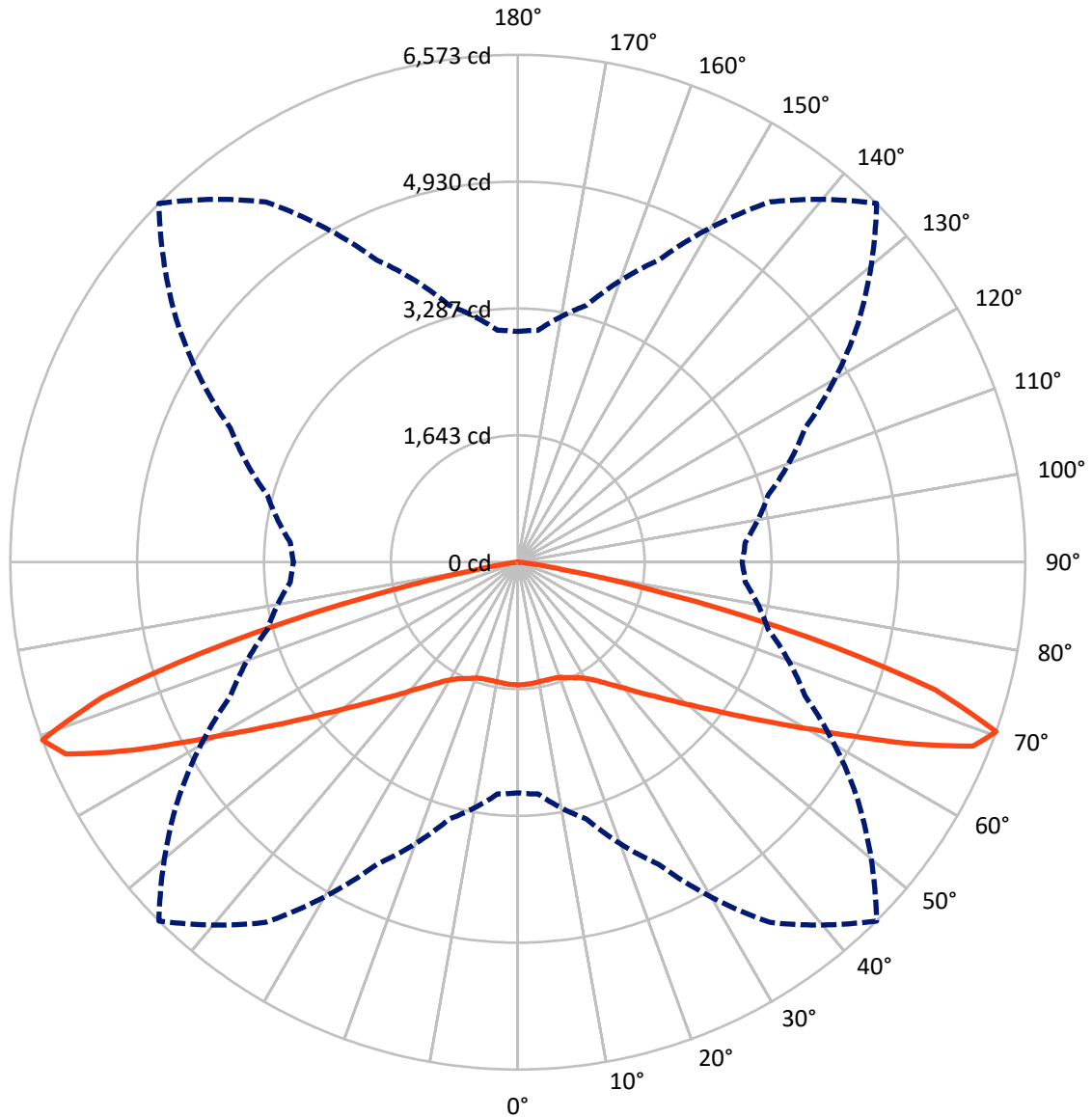
× Max cd
 - - - 1/2 Max cd



Based on 25 foot mounting height. Maximum calculated value = 2.5 fc
 Type V - Short - N/A

REPORT NUMBER: P452104
CATALOG NUMBER: GLAN-SA3A-740-U-5MQ

Luminous Intensity Polar Plot



— Vertical Plane Through 45-Deg Lateral - - - Horizontal Cone Through 70-Deg Vertical

REPORT NUMBER: P452104

CATALOG NUMBER: GLAN-SA3A-740-U-5MQ

FLUX DISTRIBUTION:

		Downward	Upward	Total
House Side	Lumens	7159.0	0.0	7159.0
	% Fixture	50.0	0.0	50.0
Street Side	Lumens	7159.0	0.0	7159.0
	% Fixture	50.0	0.0	50.0
Total	Lumens	14318.0	0.0	14318.0
	% Fixture	100.0	0.0	100.0

Coefficient of Utilization

ZONAL LUMENS:

Zone	Lumens	% Fixture
0°-10°	150.8	1.1
10°-20°	442.4	3.1
20°-30°	756.7	5.3
30°-40°	1201.0	8.4
40°-50°	1937.6	13.5
50°-60°	3152.5	22.0
60°-70°	4570.0	31.9
70°-80°	2027.1	14.2
80°-90°	79.9	0.6
90°-100°	0.0	0.0
100°-110°	0.0	0.0
110°-120°	0.0	0.0
120°-130°	0.0	0.0
130°-140°	0.0	0.0
140°-150°	0.0	0.0
150°-160°	0.0	0.0
160°-170°	0.0	0.0
170°-180°	0.0	0.0
0°-90°	14318.0	100.0
0°-180°	14318.0	100.0



REPORT NUMBER: P452104

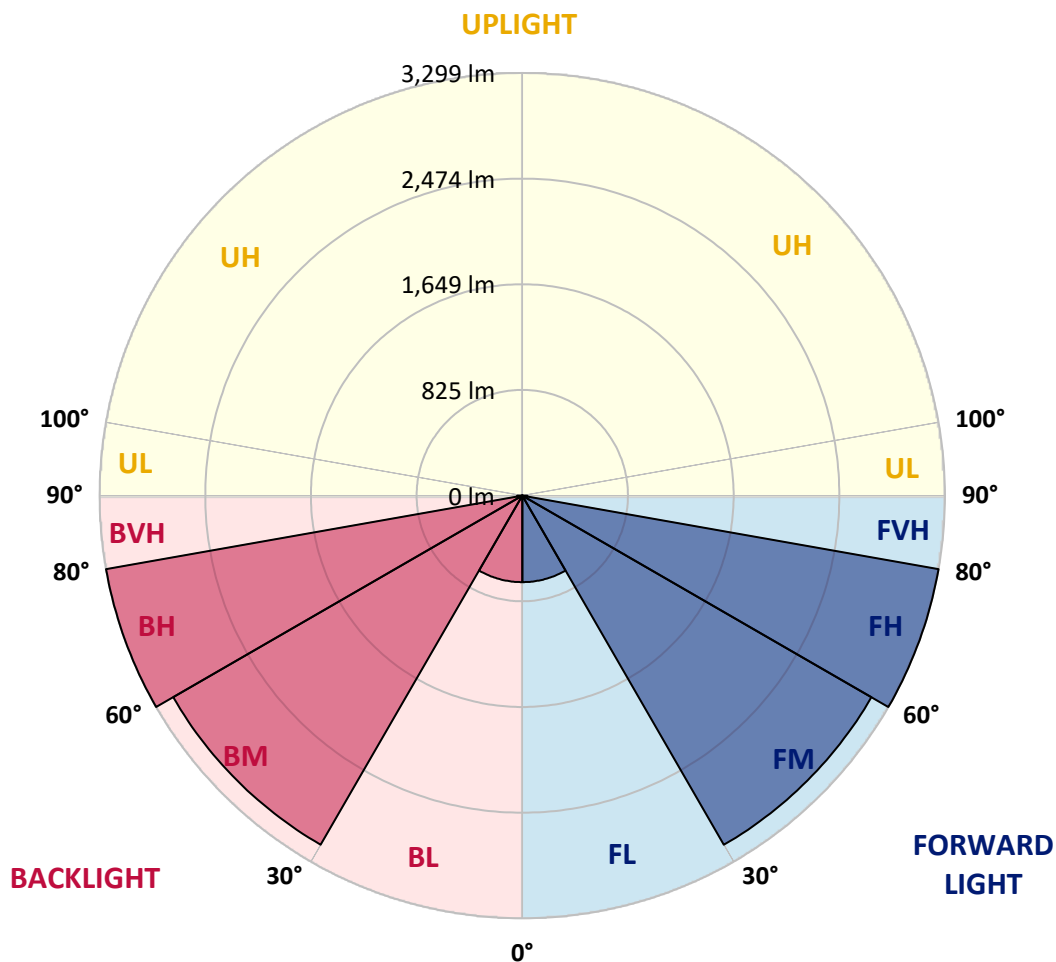
CATALOG NUMBER: GLAN-SA3A-740-U-5MQ

LUMINAIRE CLASSIFICATION SYSTEM LUMEN TABLE AND BUG RATING:

Zone	Lumens	% Fixture	Zone Rating/Lumen Limit		
			B	U	G
FL (0°-30°)	674.9	4.7			
FM (30°-60°)	3145.6	22.0			
FH (60°-80°)	3298.5	23.0			G2/5000
FVH (80°-90°)	40.0	0.3			G1/100
BL (0°-30°)	674.9	4.7	B2/1000		
BM (30°-60°)	3145.6	22.0	B3/5000		
BH (60°-80°)	3298.5	23.0	B4/5000		G2/5000
BVH (80°-90°)	40.0	0.3			G1/100
UL (90°-100°)	0.0	0.0		U0/0	
UH (100°-180°)	0.0	0.0		U0/0	

BUG Rating: B4-U0-G2

Type V Short





REPORT NUMBER: P452104
 CATALOG NUMBER: GLAN-SA3A-740-U-5MQ

CANDELA DISTRIBUTION (FULL):

	0°	5°	15°	25°	35°	45°	55°	65°	75°	85°	90°
0°	1589.9	1589.9	1589.9	1589.9	1589.9	1589.9	1589.9	1589.9	1589.9	1589.9	1589.9
2.5°	1589.9	1591.5	1589.2	1587.7	1586.9	1586.9	1586.2	1586.9	1591.5	1592.2	1589.9
5°	1585.4	1586.9	1586.2	1584.7	1583.9	1583.9	1583.2	1582.4	1586.2	1587.7	1586.9
7.5°	1579.4	1580.1	1579.4	1578.6	1579.4	1578.6	1576.4	1574.9	1577.9	1577.9	1577.1
10°	1568.8	1570.3	1569.6	1570.3	1571.8	1571.8	1568.8	1565.8	1566.6	1565.0	1565.0
12.5°	1556.0	1558.3	1559.0	1562.0	1565.8	1570.3	1563.5	1556.7	1555.2	1554.5	1553.7
15°	1547.7	1550.0	1553.0	1556.0	1562.8	1572.6	1562.8	1552.2	1549.2	1546.2	1544.7
17.5°	1545.4	1548.4	1553.0	1557.5	1566.6	1576.4	1568.1	1557.5	1550.0	1545.4	1543.9
20°	1551.5	1553.7	1560.5	1568.8	1581.6	1591.5	1583.2	1571.8	1560.5	1553.7	1551.5
22.5°	1563.5	1567.3	1575.6	1590.7	1608.8	1623.1	1611.8	1593.0	1574.9	1565.8	1562.8
25°	1589.9	1593.0	1602.8	1623.1	1644.3	1657.9	1645.8	1623.9	1599.0	1586.9	1583.2
27.5°	1629.9	1634.5	1645.0	1669.2	1686.5	1694.1	1685.8	1670.7	1652.6	1639.8	1636.7
30°	1686.5	1691.8	1707.7	1733.3	1744.6	1749.2	1745.4	1735.6	1722.8	1709.2	1706.2
32.5°	1762.8	1765.8	1783.9	1808.0	1818.6	1820.1	1815.6	1811.0	1789.9	1767.3	1765.8
35°	1848.0	1853.3	1875.2	1903.9	1913.7	1914.4	1905.4	1898.6	1873.7	1855.6	1855.6
37.5°	1961.2	1963.5	1984.6	2017.1	2027.6	2024.6	2020.1	2014.0	1987.6	1964.2	1965.0
40°	2094.0	2098.5	2116.7	2154.4	2154.4	2150.6	2153.6	2149.1	2122.7	2100.1	2100.8
42.5°	2251.7	2254.0	2275.9	2315.9	2312.9	2305.3	2308.3	2302.3	2285.7	2260.0	2251.0
45°	2420.0	2429.1	2466.8	2505.3	2499.2	2475.1	2487.2	2485.7	2470.6	2432.1	2434.3
47.5°	2623.0	2638.1	2674.3	2720.3	2713.5	2675.8	2689.4	2698.5	2677.3	2635.1	2627.5
50°	2851.6	2861.5	2915.0	2958.0	2952.0	2912.0	2942.9	2944.5	2891.6	2832.0	2832.0
52.5°	3095.4	3105.2	3177.6	3244.8	3248.6	3190.5	3215.4	3213.8	3127.8	3049.3	3034.3
55°	3368.5	3373.1	3466.6	3565.5	3586.6	3530.0	3533.0	3502.9	3391.2	3299.9	3291.6
57.5°	3650.8	3667.4	3770.7	3899.0	3961.7	3926.9	3911.1	3830.4	3722.5	3617.6	3612.3
60°	3963.2	3963.9	4098.2	4249.9	4376.7	4400.1	4335.2	4227.3	4087.7	3948.8	3942.8
62.5°	4179.7	4212.2	4382.0	4638.5	4865.7	4997.0	4825.7	4599.3	4324.6	4100.5	4077.9
65°	4224.3	4246.1	4505.0	4939.6	5403.7	5686.7	5290.5	4809.1	4340.5	4041.6	4026.6
67.5°	3864.3	3887.7	4236.3	4903.4	5781.0	6361.3	5592.4	4708.0	4071.8	3702.1	3672.6
70°	2989.0	3015.4	3446.3	4316.3	5697.2	6573.3	5377.3	4106.5	3358.0	2958.8	2905.2
72.5°	1589.2	1686.5	2054.8	2962.6	4624.2	5659.5	4409.1	2996.5	2165.7	1770.3	1699.4
75°	580.3	592.4	797.6	1313.8	2690.2	3880.9	2793.5	1429.2	821.8	634.6	602.2
77.5°	240.0	239.2	262.6	396.9	977.2	1987.6	1090.4	419.6	261.8	242.2	239.2
80°	141.9	141.9	156.2	165.3	257.3	599.9	287.5	187.1	157.0	143.4	145.6
82.5°	63.4	67.2	98.9	104.1	124.5	164.5	138.8	119.2	102.6	70.9	64.1
85°	34.7	30.2	52.1	54.3	59.6	61.1	65.7	64.9	59.6	34.7	35.5
87.5°	6.8	8.3	15.1	11.3	12.8	11.3	15.1	21.1	21.9	12.1	9.8
90°	0.0	0.0	0.0	0.0	0.0	0.0	0.0	0.0	0.0	0.0	0.0

(END OF REPORT)